

Power Cord Specifications

This appendix provides supported power cable specifications.

Supported Power Cords and Plugs

Each power supply has a separate power cord. Standard power cords or jumper power cords are available for connection to the server. The jumper power cords, for use in racks, are available as an optional alternative to the standard power cords.



Note

Only the approved power cords or jumper power cords provided with the server are supported.

[Table B-1](#) lists the power cords for the server power supplies.

Table B-1 Supported Power Cords for the Server

Description	Length		Power Cord Reference Illustration
	Feet	Meters	
CAB-250V-10A-AR Power Cord, 250 VAC 10 A IRAM 2073 Plug Argentina	8.2	2.5	Figure B-1
CAB-9K10A-AU 250 VAC 10 A 3112 Plug, Australia	8.2	2.5	Figure B-2
CAB-250V-10A-CN Power Cord, 250 VAC 10 A GB 2009 Plug China	8.2	2.5	Figure B-3
CAB-9K10A-EU Power Cord, 250 VAC 10 A M 2511 Plug Europe	8.2	2.5	Figure B-4
CAB-250V-10A-ID Power Cord, 250 VAC 16A EL-208 Plug South Africa, United Arab Emirates, India	8.2	2.5	Figure B-5
CAB-250V-10A-IS Power Cord, 250 VAC 10 A SI32 Plug Israel	8.2	2.5	Figure B-6

Table B-1 Supported Power Cords for the Server (continued)

Description	Length		Power Cord Reference Illustration
	Feet	Meters	
CAB-9K10A-IT Power Cord, 250 VAC 10 A CEI 23-16 Plug Italy	8.2	2.5	Figure B-7
CAB-9K10A-SW Power Cord, 250 VAC 10 A MP232 Plug Switzerland	8.2	2.5	Figure B-8
CAB-9K10A-UK Power Cord, 250 VAC 10 A BS1363 Plug (13 A fuse) United Kingdom	8.2	2.5	Figure B-9
CAB-AC-250V/13A Power Cord, 250 VAC 13 A IEC60320 Plug North America	6.6	2.0	Figure B-10
CAB-N5K6A-NA Power Cord, 250 VAC 13 A NEMA 6-15 Plug, North America	8.2	2.5	Figure B-11
CAB-9K12A-NA Power cord, 125 VAC, 13 A, NEMA 5-15 Plug North America	8.2	2.5	Figure B-12
CAB-C13-CBN Cabinet Jumper Power Cord, 250 VAC 10 A, C13-C14 Connectors	2.2	0.68	Figure B-13
CAB-C13-C14-2M Cabinet Jumper Power Cord, 250 VAC 10 A, C13-C14 Connectors	6.6	2.0	Figure B-14
CAB-C13-C14-AC Cabinet Jumper Power Cord, 250 VAC 10 A, C13-C14 Connectors	9.8	3.0	Figure B-15

AC Power Cord Illustrations

This section includes the AC power cord illustrations. See [Figure B-1](#) through [Figure B-15](#).

Figure B-1 CAB-250V-10A-AR

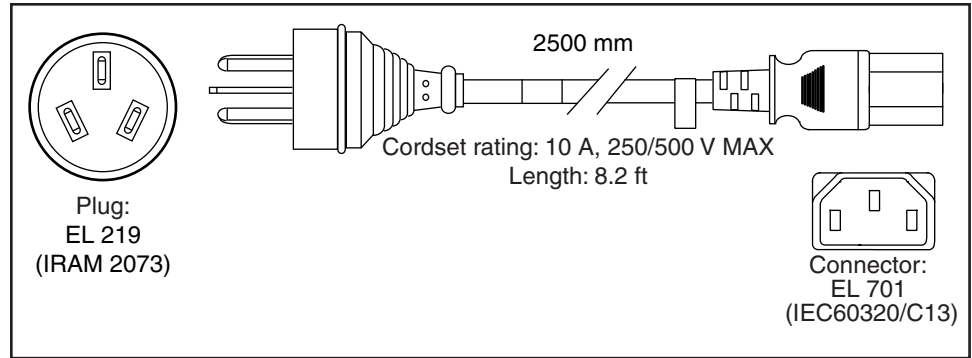


Figure B-2 CAB-9K10A-AU

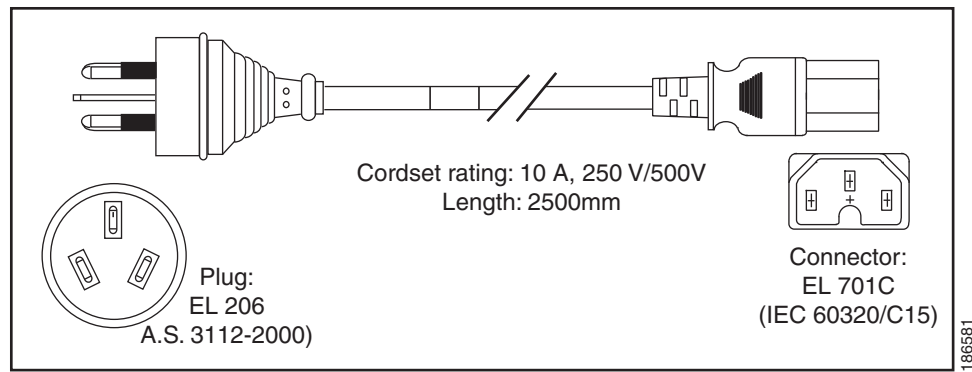


Figure B-3 CAB-250V-10A-CN

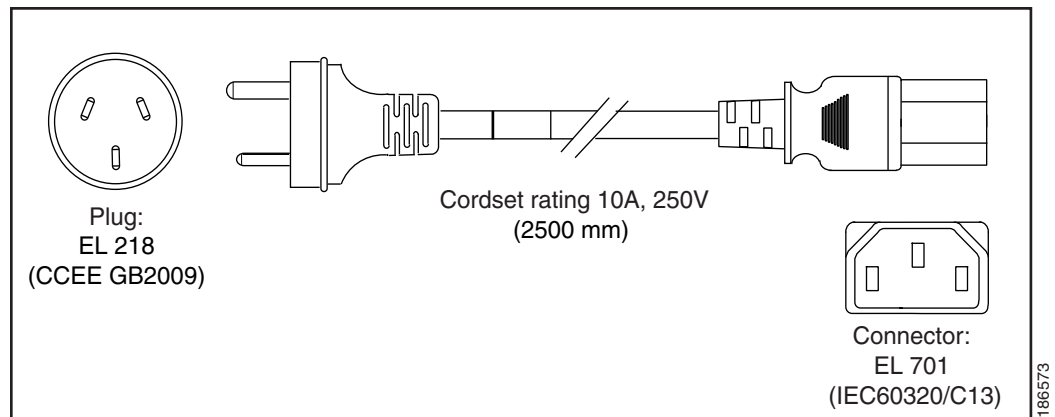


Figure B-4 CAB-9K10A-EU

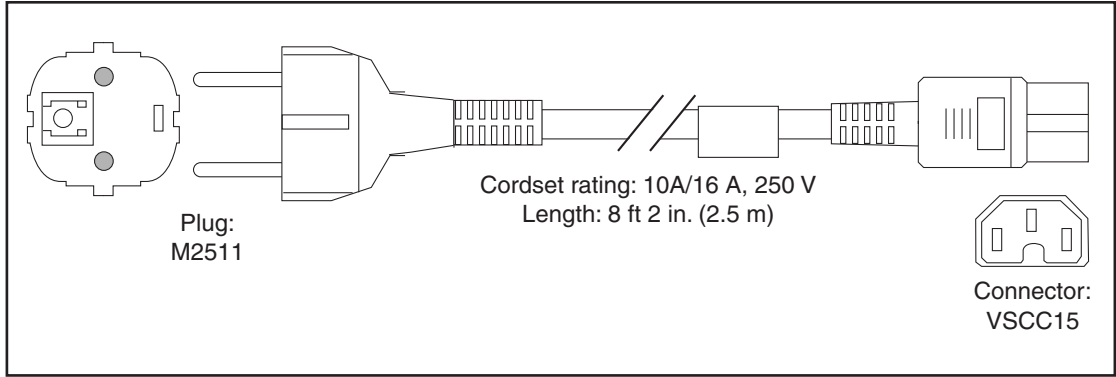


Figure B-5 CAB-250V-10A-ID

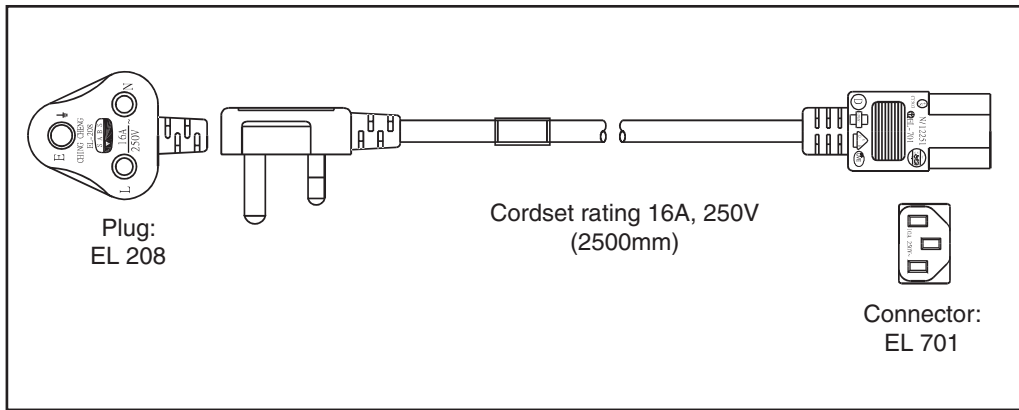


Figure B-6 CAB-250V-10A-IS

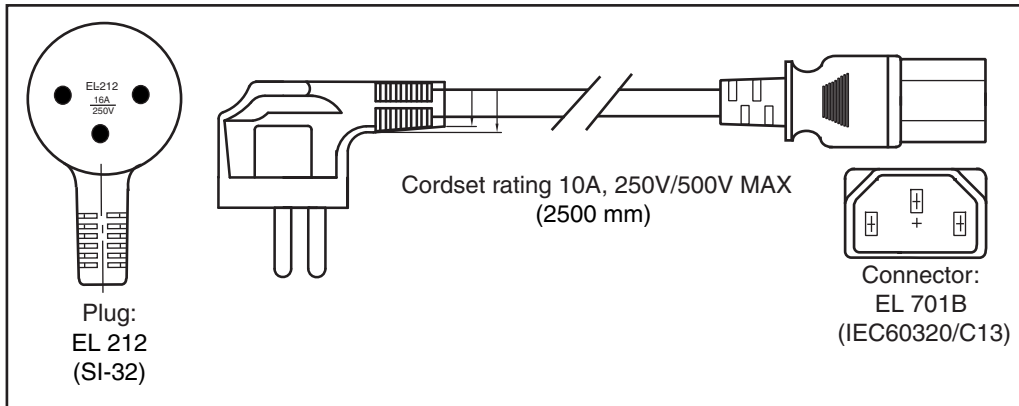


Figure B-7 CAB-9K10A-IT

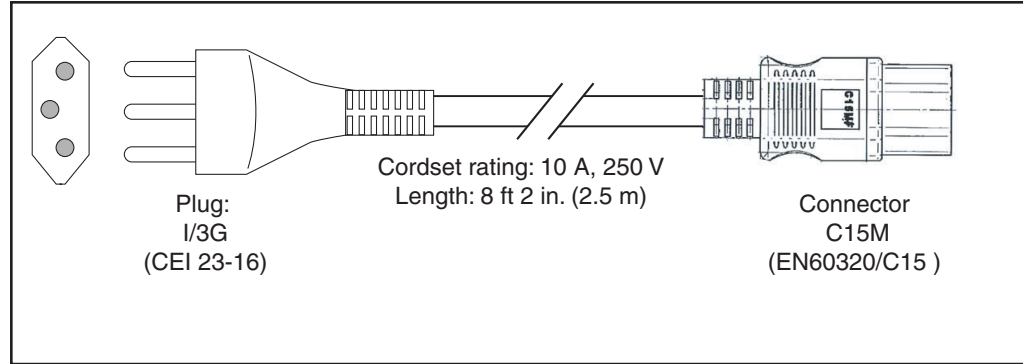


Figure B-8 CAB-9K10A-SW

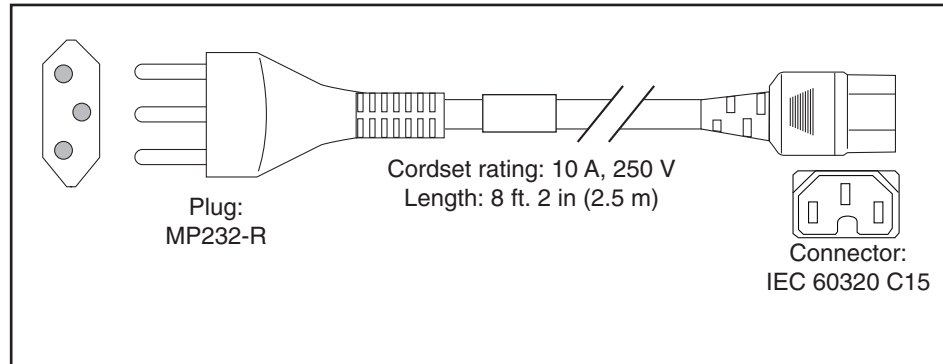


Figure B-9 CAB-9K10A-UK

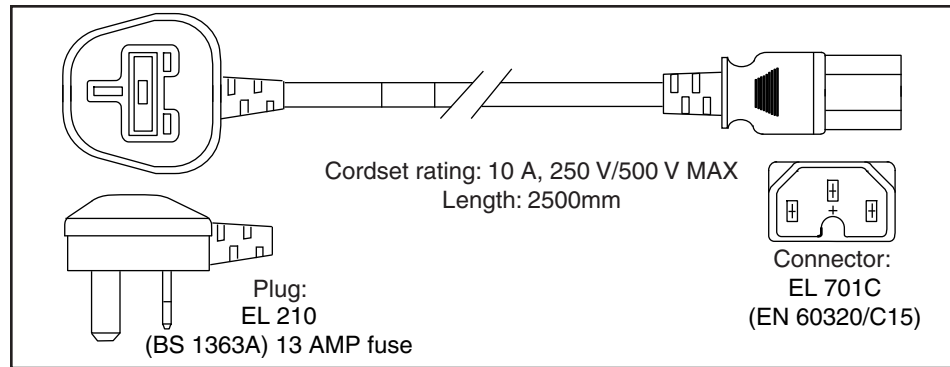


Figure B-10 CAB-AC-250V/13A

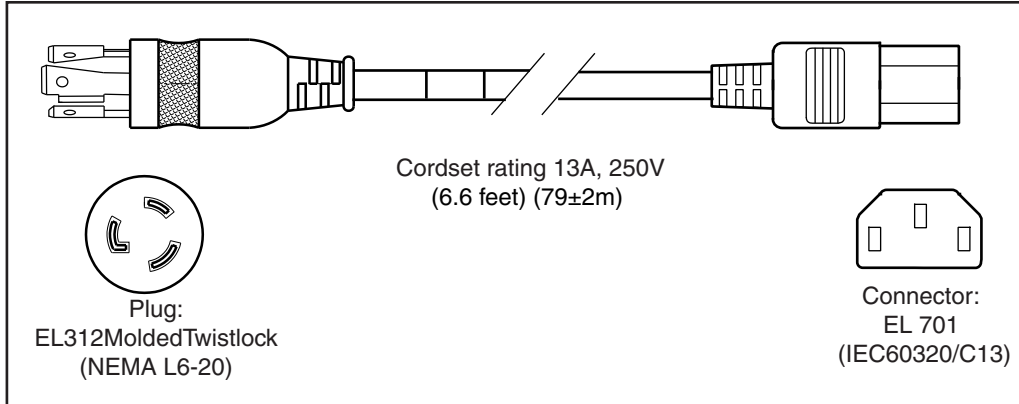


Figure B-11 CAB-N5K6A-NA

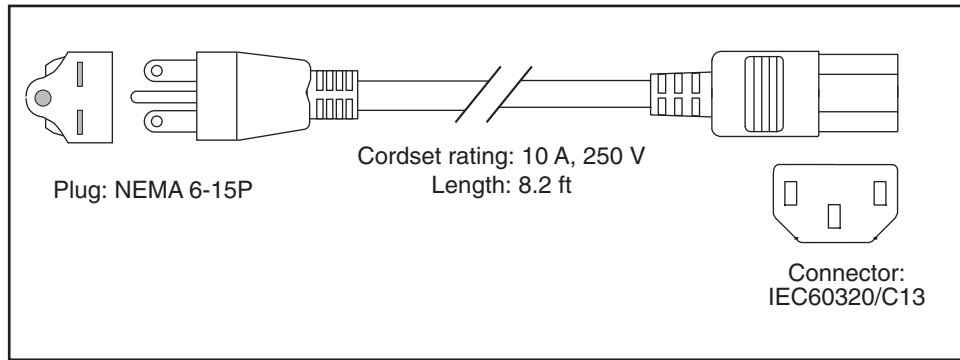


Figure B-12 CAB-9K12A-NA

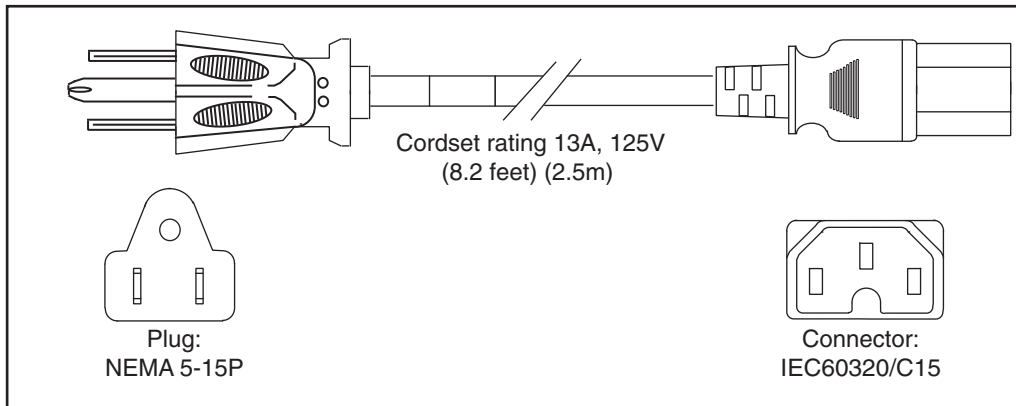


Figure B-13 CAB-C13-CBN, Jumper Power Cord (0.68 m)

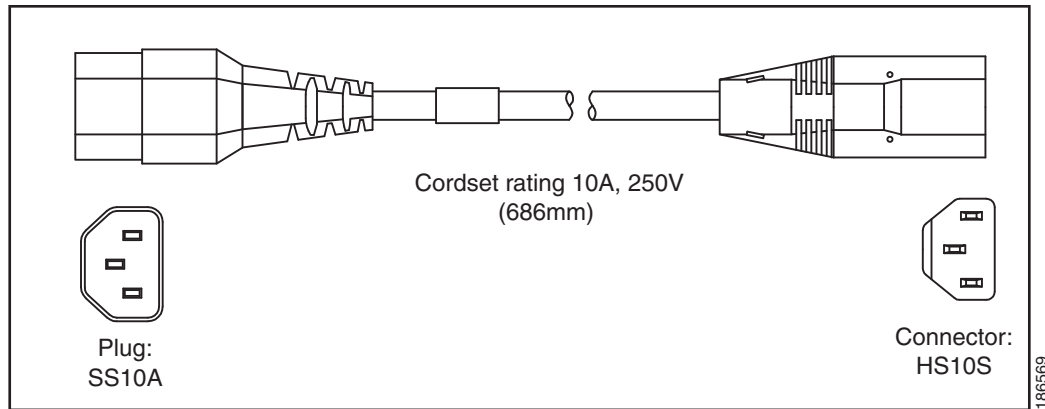


Figure B-14 CAB-C13-C14-2M, Jumper Power Cord (2 m)

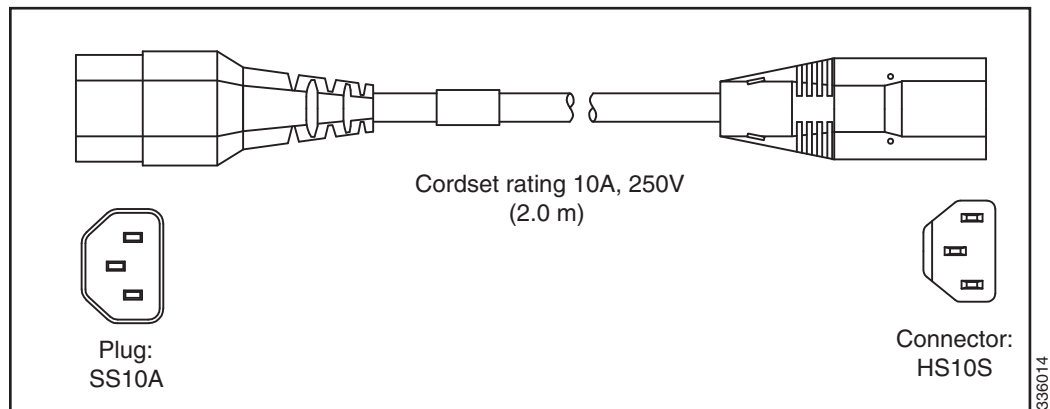


Figure B-15 CAB-C13-C14-AC, Jumper Power Cord (3 m)

