



MR76 Datasheet

High Performance 802.11ax Wireless

The Cisco Meraki MR76 is a cloud-managed 2x2:2 802.11ax access point that raises the bar for wireless performance and efficiency. Designed for next-generation deployments in offices, schools, hospitals, shops, and hotels, the MR76 offers high throughput, enterprise-grade security, and simple management.

The MR76 provides a maximum of 1.7 Gbps* aggregate frame rate with concurrent 2.4 GHz and 5 GHz radios. A dedicated third radio provides real-time WIDS/WIPS with automated RF optimization, and a fourth integrated radio delivers Bluetooth scanning and beaconing.

With the combination of cloud management, high performance hardware, multiple radios, and advanced software features, the MR76 makes an outstanding platform for the most demanding of uses—including high-density deployments and bandwidth or performance-intensive applications like voice and high-definition video.



MR76 and Meraki Cloud Management

Management of the MR76 is performed through the Meraki cloud, with an intuitive browser-based interface that enables rapid deployment without time-consuming training or costly certifications. Because the MR76 is self-configuring and managed over the web, it can be deployed at a remote location in a matter of minutes, even without on-site IT staff.

24x7 monitoring via the Meraki cloud delivers real-time alerts if a network encounters problems. Remote diagnostic tools enable immediate troubleshooting over the web so that distributed networks can be managed with a minimum of hassle.

The MR76's firmware is automatically kept up to date via the cloud. New features, bug fixes, and enhancements are delivered seamlessly over the web. This means no manual software updates to download or missing security patches to worry about.

Product Highlights

- 2x2:2 MU-MIMO 802.11ax
- Integrated enterprise security and guest access

- 1.7* Gbps dual-radio aggregate frame rate
- 24x7 real-time WIDS/WIPS and spectrum analytics via dedicated third radio
- Integrated Bluetooth Low Energy Beacon
- Integrated scanning radio
- Enhanced transmit power and receive sensitivity
- Application-aware traffic shaping
- Optimized for voice and video
- Self-configuring, plug-and-play deployment
- Sleek design blends into office environments
- Full-time Wi-Fi location tracking via dedicated 3rd radio

Features

Dual-radio aggregate frame rate of up to 1.7 Gbps*

5 GHz 2x2:2 radio and 2.4 GHz 2x2:2 radio offer a combined dual-radio aggregate frame rate of 1.7 Gbps*, with up to 1,201 Mbps in the 5 GHz band and 573 Mbps in the 2.4 GHz band. Technologies like transmit beamforming and enhanced receive sensitivity allow the MR76 to support a higher client density than typical enterprise-class access points, resulting in better performance for more clients, from each AP.



* Refers to maximum over-the-air data frame rate capability of the radio chipset, and may exceed data rates allowed by IEEE 802.11ax operation.

Multi User Multiple Input Multiple Output (MU-MIMO)

With support for features of 802.11ax, the MR76 offers MU-MIMO and OFDMA for more efficient transmission to multiple clients. Especially suited to environments with numerous mobile devices, MU-MIMO enables multiple clients to receive data simultaneously. This increases the total network performance and improves the end user experience.

Dedicated third radio delivers 24x7 wireless security and RF analytics

The MR76's dedicated dual-band scanning and security radio continually assesses the environment, characterizing RF interference and containing wireless threats like rogue access points. There's no need to choose between wireless security, advanced RF analysis, and serving client data - a dedicated third radio means that all functions occur in real-time, without any impact to client traffic or AP throughput.

Bluetooth Low Energy Beacon and scanning radio

An integrated fourth Bluetooth radio provides seamless deployment of BLE Beacon functionality and effortless visibility of Bluetooth devices. The MR76 enables the next generation of location-aware applications while future proofing deployments, ensuring it's ready for any new customer engagement strategies.

Automatic cloud-based RF optimization

The MR76's sophisticated and automated RF optimization means that there is no need for the dedicated hardware and RF expertise typically required to tune a wireless network. The RF data collected by the dedicated third radio is continuously fed back to the Meraki cloud. This data is then used to automatically tune the channel selection, transmit power, and client connection settings for optimal performance under even the most challenging RF conditions.

Integrated enterprise security and guest access

The MR76 features integrated, easy-to-use security technologies to provide secure connectivity for employees and guests alike. Advanced security features such as AES hardware-based encryption and Enterprise authentication with 802.1X and Active Directory integration provide wired-like security while still being easy to configure. One-click guest isolation provides secure, Internet-only access for visitors. PCI compliance reports check network settings against PCI requirements to simplify secure retail deployments.

Enterprise Mobility Management (EMM) & Mobile Device Management (MDM) integration

Meraki Systems Manager natively integrates with the MR76 to offer automatic, context-aware security. Systems Manager's self-service enrollment helps to rapidly deploy MDM without installing additional equipment, and then dynamically tie firewall and traffic shaping policies to client posture.

Application-aware traffic shaping

The MR76 includes an integrated layer 7 packet inspection, classification, and control engine, enabling the configuration of QoS policies based on traffic type, helping to prioritize mission-critical applications while setting limits on recreational traffic like peer-to-peer and video streaming. Policies can be implemented per network, per SSID, per user group, or per individual user for maximum flexibility and control.

Voice and video optimizations

Industry standard QoS features are built-in and easy to configure. Wireless MultiMedia (WMM) access categories, 802.1p, and DSCP standards support all ensure important applications get prioritized correctly, not only on the MR76, but on other devices in the network. Unscheduled Automatic Power Save Delivery (U-APSD) and new Target Wait Time features in 802.11ax clients ensure minimal battery drain on wireless VoIP phones.

Self-configuring, self-maintaining, always up-to-date


When plugged in, the MR76 automatically connects to the Meraki cloud, downloads its configuration, and joins the appropriate network. If new firmware is required, this is retrieved by the AP and updated automatically. This ensures the network is kept up-to-date with bug fixes, security updates, and new features.

Advanced analytics

Drilling down into the details of network usage provides highly granular traffic analytics. Visibility into the physical world can be enhanced with journey tracking through location analytics. Visitor numbers, dwell time, repeat visit rates, and track trends can all be easily monitored in the dashboard and deeper analysis is enabled with raw data available via simple APIs.

Specifications

| Category | Specifications |
|---|--|
| Radios | <ul style="list-style-type: none">• 2.4 GHz 802.11b/g/n/ax client access radio• 5 GHz 802.11a/n/ac/ax client access radio• 2.4 GHz & 5 GHz dual-band WIDS/WIPS, spectrum analysis, & location analytics radio• 2.4 GHz Bluetooth Low Energy (BLE) radio with Beacon and BLE scanning support• Concurrent operation of all four radios• Supported frequency bands (country-specific restrictions apply)• Supported frequency bands (country-specific restrictions apply):<ul style="list-style-type: none">◦ 2.412-2.484 GHz◦ 5.150-5.250 GHz (UNII-1)◦ 5.250-5.350 GHz (UNII-2)◦ 5.470-5.600, 5.660-5.725 GHz (UNII-2e)◦ 5.725 -5.825 GHz (UNII-3) |
| Antenna | <ul style="list-style-type: none">• List of compatible antennas: MA-ANT-20/21/23/25/27 |
| 802.11ax, 802.11ac Wave 2 and 802.11n Capabilities | <ul style="list-style-type: none">• DL-OFDMA**, UL-OFDMA**, TWT support**, BSS Coloring**• 2 x 2 multiple input, multiple output (MIMO) with two spatial streams• SU-MIMO, UL MU-MIMO** and DL MU-MIMO support• Maximal ratio combining (MRC) & beamforming• 20 and 40 MHz channels (802.11n); 20, 40, and 80 MHz channels (802.11ac Wave 2); 20, 40 and 80 MHz channels (802.11ax)• Up to 1024-QAM on both 2.4 GHz & 5 GHz bands• Packet aggregation |

| | |
|----------------------------|---|
| Power | <ul style="list-style-type: none"> • Power over Ethernet: 802.3af protocol compatible • Power consumption: 15W max (802.3af) • Power over Ethernet injector sold separately <div style="border: 1px solid #ccc; padding: 5px; margin-top: 10px;">  Note: Actual power consumption may vary depending on the AP usage. </div> |
| Interfaces | <ul style="list-style-type: none"> • 1x 10/100/1000 BASE-T Ethernet (RJ45) |
| Mounting | <ul style="list-style-type: none"> • All standard mounting hardware included • Mounts to walls and vertical poles. |
| Physical Security | <ul style="list-style-type: none"> • Two security screws • Concealed mount plate with anti-tamper cable bay |
| Environment | <ul style="list-style-type: none"> • Operating and storage temperature: -40 °F to 131 °F (-40 °C to 55 °C) • Operating and storage humidity: 5 to 95% non-condensing • Operating and storage altitude: Up to 40,000 feet (12,192 meters) • IP67 Environmental rating |
| Reliability | <ul style="list-style-type: none"> • Mean Time Between Failure (MTBF): 1,315,612hrs at +25°C operating temperature |
| Physical Dimensions | <ul style="list-style-type: none"> • 11.81" x 6.02" x 2.16" (30.0 cm X 15.3 cm X 5.5 cm), not including cable gland, mounts and antennas • Weight: 1.34 kg |
| Security | <ul style="list-style-type: none"> • Integrated Layer 7 firewall with mobile device policy management • Real-time WIDS/WIPS with alerting and automatic rogue AP containment with Air Marshal • Flexible guest access with device isolation • VLAN tagging (802.1q) and tunneling with IPsec VPN • PCI compliance reporting • WEP***, WPA, WPA2-PSK, WPA2-Enterprise with 802.1X, WPA3 - Personal**, WPA3 - Enterprise**, WPA3 - Enhanced Open (OWE)** • EAP-TLS, EAP-TTLS, EAP-MSCHAPv2, EAP-SIM • TKIP and AES encryption • Enterprise Mobility Management (EMM) & Mobile Device Management (MDM) integration • Cisco ISE integration for Guest access and BYOD Posturing |
| Quality of Service | <ul style="list-style-type: none"> • Advanced Power Save (U-APSD) • WMM Access Categories with DSCP and 802.1p support • Layer 7 application traffic identification and shaping |

| |
|-----------------------------|
| Mobility |
| Analytics |
| LED Indicators |
| Regulatory |
| Warranty |
| Ordering Information |

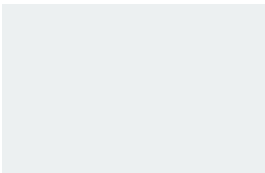
- PMK, OKC, & 802.11r for fast Layer 2 roaming
- Distributed or centralized layer 3 roaming
- Embedded location analytics reporting and device tracking
- Global L7 traffic analytics reporting per network, per device, & per application
- 1 power/booting/firmware upgrade status
- RoHS
- For additional country-specific regulatory information, please contact Meraki sales
- 1 year hardware warranty with advanced replacement included

- MR76-HW: Meraki MR76 Cloud Managed 802.11ax AP
- MA-INJ-5-XX: Meraki Multigigabit 802.3at Power over Ethernet Injector (XX = US/EU/UK/AU)
- MA-INJ-4-XX: Meraki Gigabit 802.3at Power over Ethernet Injector (XX = US/EU/UK/AU)
- MA-ANT-20 Meraki Dual-Band Omni Antennas
- MA-ANT-21 Meraki 5 GHz Sector Antenna
- MA-ANT-23 Meraki 2.4 GHz Sector Antenna
- MA-ANT-25 Meraki Dual-Band Patch Antenna
- MA-ANT-27 Meraki Dual-Band Sector Antenna

 ** software features can be enabled via firmware updates

Compliance and Standards

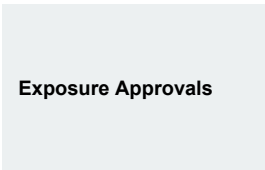
| Category | Standards |
|-------------------------|---|
| IEEE Standards | <ul style="list-style-type: none"> • 802.11a, 802.11ac, 802.11ax, 802.11b, 802.11e, 802.11g, 802.11h, 802.11i, 802.11k, 802.11n, 802.11r, and 802.11u*** |
| Safety Approvals | <ul style="list-style-type: none"> • CSA and CB 60950 & 62368 • Conforms to UL 2043 (Plenum Rating) |
| Radio Approvals | <ul style="list-style-type: none"> • Canada: FCC Part 15C, 15E, RSS-247 • Europe: EN 300 328, EN 301 893 • Australia/NZ: AS/NZS 4268 |



- Mexico: IFT, NOM-208
- Taiwan: NCC LP0002
- For additional country-specific regulatory information, please contact Meraki Sales

**EMI Approvals (Class B)**

- Canada: FCC Part 15B, ICES-003
- Europe: EN 301 489-1-17, EN 55032, EN 55024
- Australia/NZ: CISPR 22
- Japan: VCCI

**Exposure Approvals**

- Canada: FCC Part 2, RSS-102
- Europe: EN 50385, EN 62311, EN 62479
- Australia/NZ: AS/NZS 2772



*** feature can be enabled for required networks

RF Performance Table

2.4 GHz

| Operating Band | Operating Mode | Data Rate | Total TX Power (conducted) |
|----------------|----------------|-----------|----------------------------|
| 2.4 GHz | 802.11b | 1 Mb/s | 20.0 |
| | | 2 Mb/s | 20.0 |
| | | 5.5 Mb/s | 20.0 |
| | | 11 Mb/s | 20.0 |
| 2.4 GHz | 802.11g | 6 Mb/s | 20.0 |
| | | 9 Mb/s | 20.0 |
| | | 12 Mb/s | 20.0 |

| | | | |
|---------|------------------|---------|------|
| | | 18 Mb/s | 20.0 |
| | | 24 Mb/s | 20.0 |
| | | 36 Mb/s | 20.0 |
| | | 48 Mb/s | 20.0 |
| | | 54 Mb/s | 20.0 |
| 2.4 GHz | 802.11n (HT20) | MCS0 | 20.0 |
| | | MCS1 | 20.0 |
| | | MCS2 | 20.0 |
| | | MCS3 | 20.0 |
| | | MCS4 | 20.0 |
| | | MCS5 | 20.0 |
| | | MCS6 | 20.0 |
| | | MCS7 | 20.0 |
| 2.4 GHz | 802.11ac (VHT20) | MCS0 | 20.0 |
| | | MCS1 | 20.0 |
| | | MCS2 | 20.0 |
| | | MCS3 | 20.0 |
| | | MCS4 | 20.0 |
| | | MCS5 | 20.0 |

| | | | |
|---------|------------------|-------|------|
| | | MCS6 | 20.0 |
| | | MCS7 | 20.0 |
| | | MCS8 | 20.0 |
| 2.4 GHz | 802.11ax (HE20) | MCS0 | 20.0 |
| | | MCS1 | 20.0 |
| | | MCS2 | 20.0 |
| | | MCS3 | 20.0 |
| | | MCS4 | 20.0 |
| | | MCS5 | 20.0 |
| | | MCS6 | 20.0 |
| | | MCS7 | 20.0 |
| | | MCS8 | 20.0 |
| | | MCS9 | 19.0 |
| | | MCS10 | 18.0 |
| | | MCS11 | 18.0 |
| 2.4 GHz | 802.11ac (VHT40) | MCS0 | 20.0 |
| | | MCS1 | 20.0 |
| | | MCS2 | 20.0 |
| | | MCS3 | 20.0 |

| | | | |
|---------|-----------------|-------|------|
| | | MCS4 | 20.0 |
| | | MCS5 | 20.0 |
| | | MCS6 | 20.0 |
| | | MCS7 | 20.0 |
| | | MCS8 | 20.0 |
| | | MCS9 | 19.0 |
| 2.4 GHz | 802.11ax (HE40) | MCS0 | 20.0 |
| | | MCS1 | 20.0 |
| | | MCS2 | 20.0 |
| | | MCS3 | 20.0 |
| | | MCS4 | 20.0 |
| | | MCS5 | 20.0 |
| | | MCS6 | 20.0 |
| | | MCS7 | 20.0 |
| | | MCS8 | 20.0 |
| | | MCS9 | 19.0 |
| | | MCS10 | 18.0 |
| | | MCS11 | 18.0 |

5 GHz

| Operating Band | Operating Mode | Data Rate | Total TX Power (conducted) |
|----------------|----------------|-----------|----------------------------|
| 5 GHz | 802.11a | 6 Mb/s | 20.0 |
| | | 9 Mb/s | 20.0 |
| | | 12 Mb/s | 20.0 |
| | | 18 Mb/s | 20.0 |
| | | 24 Mb/s | 20.0 |
| | | 36 Mb/s | 20.0 |
| | | 48 Mb/s | 20.0 |
| | | 54 Mb/s | 20.0 |
| | | 5 GHz | 802.11n (HT20) |
| MCS1 | 20.0 | | |
| MCS2 | 20.0 | | |
| MCS3 | 20.0 | | |
| MCS4 | 20.0 | | |
| MCS5 | 20.0 | | |
| MCS6 | 19.0 | | |
| MCS7 | 19.0 | | |
| 5 GHz | 802.11n (HT40) | MCS0 | 20.0 |

| | | | |
|-------|------------------|------|------|
| | | MCS1 | 20.0 |
| | | MCS2 | 20.0 |
| | | MCS3 | 20.0 |
| | | MCS4 | 20.0 |
| | | MCS5 | 20.0 |
| | | MCS6 | 19.0 |
| | | MCS7 | 19.0 |
| 5 GHz | 802.11ac (VHT20) | MCS0 | 20.0 |
| | | MCS1 | 20.0 |
| | | MCS2 | 20.0 |
| | | MCS3 | 20.0 |
| | | MCS4 | 20.0 |
| | | MCS5 | 20.0 |
| | | MCS6 | 20.0 |
| | | MCS7 | 19.0 |
| | | MCS8 | 18.0 |
| 5 GHz | 802.11ac (VHT40) | MCS0 | 20.0 |
| | | MCS1 | 20.0 |
| | | MCS2 | 20.0 |

| | | | |
|-------|------------------|------|------|
| | | MCS3 | 20.0 |
| | | MCS4 | 20.0 |
| | | MCS5 | 20.0 |
| | | MCS6 | 19.0 |
| | | MCS7 | 19.0 |
| | | MCS8 | 18.0 |
| | | MCS9 | 17.0 |
| 5 GHz | 802.11ac (VHT80) | MCS0 | 20.0 |
| | | MCS1 | 20.0 |
| | | MCS2 | 20.0 |
| | | MCS3 | 20.0 |
| | | MCS4 | 20.0 |
| | | MCS5 | 20.0 |
| | | MCS6 | 19.0 |
| | | MCS7 | 19.0 |
| | | MCS8 | 18.0 |
| | | MCS9 | 17.0 |
| 5 GHz | 802.11ax (HE20) | MCS0 | 20.0 |
| | | MCS1 | 20.0 |

| | | | |
|-------|-----------------|-------|------|
| | | MCS2 | 20.0 |
| | | MCS3 | 20.0 |
| | | MCS4 | 20.0 |
| | | MCS5 | 20.0 |
| | | MCS6 | 19.0 |
| | | MCS7 | 19.0 |
| | | MCS8 | 18.0 |
| | | MCS9 | 17.0 |
| | | MCS10 | 17.0 |
| | | MCS11 | 16.0 |
| 5 GHz | 802.11ax (HE40) | MCS0 | 20.0 |
| | | MCS1 | 20.0 |
| | | MCS2 | 20.0 |
| | | MCS3 | 20.0 |
| | | MCS4 | 20.0 |
| | | MCS5 | 20.0 |
| | | MCS6 | 19.0 |
| | | MCS7 | 19.0 |
| | | MCS8 | 18.0 |

| | | | |
|-------|-----------------|-------|------|
| | | MCS9 | 17.0 |
| | | MCS10 | 17.0 |
| | | MCS11 | 16.0 |
| 5 GHz | 802.11ax (HE80) | MCS0 | 20.0 |
| | | MCS1 | 20.0 |
| | | MCS2 | 20.0 |
| | | MCS3 | 20.0 |
| | | MCS4 | 20.0 |
| | | MCS5 | 20.0 |
| | | MCS6 | 20.0 |
| | | MCS7 | 19.0 |
| | | MCS8 | 18.0 |
| | | MCS9 | 17.0 |
| | | MCS10 | 17.0 |
| | | MCS11 | 16.0 |

Installation Guide

For instructions on how to install and configure MR76 access points please refer the [MR76 Installation Guide](#)